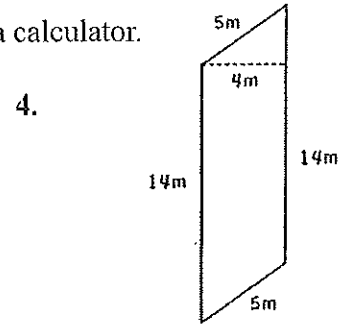
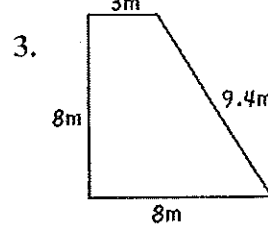
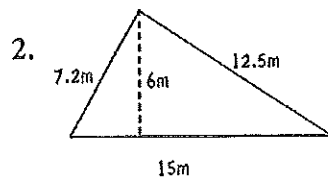
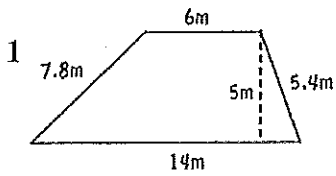


Find the area and the perimeter of each shape. Show your work. You may use a calculator.



Complete the following tables for the values given and write the equations for the tables

5.

X	Y
-1	-22
0	0
1	22
2	44
3	66
17	
	836

6.

X	Y
10	-2
20	8
30	18
40	28
50	38
83	
	670

7.

X	Y
-45	
0	
120	
	234

Equation $y = \frac{x}{15}$

Equation _____

Equation _____

8. Complete the chart. You may use a calculator.

Prob	RATIO	FRACTION	DECIMAL	PERCENT
A				110%
B				2%
C				30%
D				14.2%
E		$\frac{26}{25}$		
F		$\frac{28}{30}$		
G		$1 \frac{1}{20}$		

Solve the proportions.
You may use a calculator.

9. $\frac{\square}{12.5} = \frac{6.4}{40}$

10. $3 \frac{1}{4} = \frac{1/2}{\frac{\square}{2/7}}$